



# veito



[www.veito.com](http://www.veito.com)



veito

**CARBON  
Infrared Heaters**

- Wall Mounted
  - Manta 5
  - Blade S 6
  - Blade 7
  - Aero S 8
  - Aero 9
- Freestanding
  - CH1800 RE 12
  - CH1800 XE 13
  - CH1200 LT 17

**INSTANTANEOUS  
Water Heaters**

- Three Phase
  - Blue 18
  - Blue S 19
- Single Phase
  - Flow E 20
  - Flow S 24
  - Flow 25
  - V1200 26



# CARBON Infrared Heaters



## MANTA

The Manta carbon infrared heater is engineered as a robust indoor-outdoor heater. Every component in the Manta heater is optimized for performance. That includes the veito carbon infrared tube producing mid-wave infrared heat. The Manta heater has weatherproof design, which means you can use it for patios, terraces, smoking areas, conservatories, restaurants, hotels, bathrooms, garages, workshops, factories, warehouses and many more.

Available as  
MANTA 220-240V 2500W

Black

H: 200 mm W: 1000 mm D: 200 mm


Handcrafted stainless steel

IP 55 weatherproof design


# BLADE S



Every component in the Blade S heater is optimized for performance. That includes the veito carbon tube producing mid-wave infrared heat. We built everything around extruded aluminum designed to maximize thermal capacity. We designed the Blade S heater with built-in remote control. It is simple and elegant – and also astonishingly quiet. You can set the heating power by using the remote controller. The Blade S has IP55 weatherproof design, which means you can use it for Patios, Terraces, Smoking Areas, Conservatories, Restaurants, Hotels, Bathrooms, Garages, Workshops, Factories, Warehouses and many more.




- Available as
- BLADE 220-240V 2500W
- Black or Silver
- H: 130 mm W: 900 mm D: 90 mm
- Remote Control
- Four power settings
- Tip-Over protection
- Vertical and Horizontal usage
- IP 55 weatherproof design




# BLADE

Every component in the Blade heater is optimized for performance. That includes the veito carbon tube producing mid-wave infrared heat. We built everything around extruded aluminum designed to maximize thermal capacity. We designed the Blade heater with built-in remote control. It is simple and elegant – and also astonishingly quiet. You can set the heating power by using the remote controller. The Blade has IP55 weatherproof design, which means you can use it for Patios, Terraces, Smoking Areas, Conservatories, Restaurants, Hotels, Bathrooms, Garages, Workshops, Factories, Warehouses and many more.



- Available as
- BLADE 220-240V 2000W
- Black or Silver
- H: 130 mm W: 900 mm D: 90 mm
- Remote Control
- Four power settings
- Tip-Over protection
- Vertical and Horizontal usage
- IP 55 weatherproof design

## AERO S



Aero S is made from highly recyclable materials like aluminum and glass. It is a stylish heater for outdoor lovers. Every component in the Aero S heater is optimized for performance. That includes the veito carbon tube producing mid-wave infrared heat. We built everything around extruded aluminum designed to maximize thermal capacity. We designed the Aero S heater with built-in remote control. It is simple and elegant – and also astonishingly quiet. You can set the heating power by using the remote controller. The Aero S heater can be installed on a wall or hanged on a ceiling. It is engineered as a robust indoor-outdoor heater. The Aero S has IP44 weatherproof design, which means you can use it for Patios, Terraces, Smoking Areas, Conservatories, Restaurants, Hotels, Bathrooms, Garages, Workshops, Factories, Warehouses and many more.

Available as  
AERO S 220-240V 2500W or AERO S 120V 1500W

Black

H: 180 mm W: 850 mm D: 55 mm

Remote Control


Four power settings

Tip-Over protection

Vertical and Horizontal usage

IP 44 weatherproof design

## AERO



Aero is made from highly recyclable materials like aluminum and glass. It is a stylish heater for outdoor lovers. Every component in the Aero heater is optimized for performance. That includes the veito carbon tube producing mid-wave infrared heat. We built everything around extruded aluminum designed to maximize thermal capacity. The Aero heater can be installed on a wall or hanged on a ceiling. It is engineered as a robust indoor-outdoor heater. The Aero has IP44 weatherproof design, which means you can use it for Patios, Terraces, Smoking Areas, Conservatories, Restaurants, Hotels, Bathrooms, Garages, Workshops, Factories, Warehouses and many more.

Available as  
AERO 220-240V 2500W

Black

H: 180 mm W: 850 mm D: 55 mm

Vertical and Horizontal usage

IP 44 weatherproof design



## CH1800 RE



Heat your room in seconds. With the light aluminum body and built in carry handle, it can be easily carried to different rooms. We designed the CH1800 RE with built-in remote control. It is simple and elegant – and also astonishingly quiet. You can set the heating power, adjust the thermostat or set the sleep timer by using the remote controller. Automatic temperature control regulates power consumption based on your set temperature and eliminates annoying hot and cold cycles.

Available as  
CH1800 RE 220-240V 1700W or CH1500 RE 120V 1500W

Black

H: 1175 mm W: 375 mm D: 375 mm

Remote control

Four power settings

Digital temperature control

Sleep timer

Adjustable height

Tio-over protection

Carry handle

## CH1800 XE



With the light aluminum body and built in carry handle, CH1800 XE can be easily carried to different rooms. You can set the heating power to two different levels by using the knob on the device. Adjustable height provides convenience to environment and efficient usage. It is equipped with tip over switch. Should the heater be accidentally knocked over it will automatically shut down. Just switch it on and enjoy the comfortable heat.

Available as  
CH1800 XE 220-240V 1700W

Black

H: 1175 mm W: 375 mm D: 375 mm

Two power settings

Adjustable height

Tio-over protection

Carry handle

# Hei







## CH1200 LT

With the light aluminum body and built in carry handle, CH1200 LT can be easily carried to different rooms. With its compact dimensions, CH1200 LT can be used anywhere. You can set the heating power to two different levels by using the knob on the device. It is equipped with tip over switch. Should the heater be accidentally knocked over it will automatically shut down. Just switch it on and enjoy the comfortable heat.

Available as  
CH1200 LT 220-240V 1200W

Black

H: 690 mm W: 300 mm D: 300 mm

Two power settings

Tip-over protection

Carry handle

# INSTANTANEOUS Water Heaters

## BLUE



Blue has been engineered from the ground up for efficient performance. It is designed to install effortlessly in your house. It provides hot water to the shower, kitchen or anywhere you need. The heating elements in Blue are not only designed with enormous attention to detail, but are also assembled with extreme precision and care. We carefully place the heating elements so that not a single millimeter of space is wasted. You can set the heating power to two different levels by using the knob on the device.

- Available as  
BLUE 400V 21kW
- White
- H: 450 mm W: 235 mm D: 94 mm
- Multi-point usage
- Hot water in seconds
- Energy efficient
- Fully electronically controlled
- Overheat protection
- Solar compatible
- 12kW / 15kW / 18kW / 21kW power settings

## BLUE S



Making powerful things simple requires some seriously advanced technologies. Every component in the Blue S is optimized for performance. Each component has been rethought, from the heating element to the knob. The result is more than just a new water heater. It has an impressive capacity to provide hot water you need everyday. You can adjust the water temperature from 20°C to 60°C by using the knob on the device. A built-in sensor detects changes in water temperature and adjusts the heating power automatically.

- Available as  
BLUE S 400V 21 kW
- White
- H: 450 mm W: 235 mm D: 94 mm
- Multi-point usage
- Hot water in seconds
- Energy efficient
- Fully electronically controlled
- Overheat protection
- Solar compatible
- Digital temperature adjustment
- 12kW / 15kW / 18kW / 21kW power settings
- Multi-function display

# FLOW E



Making powerful things simple requires some seriously advanced technologies.

Every component in FLOW E is optimized for performance. Each component has been rethought, from the heating element to the knob. The result is more than just a new water heater. It has an impressive capacity to provide hot water you need everyday. You can adjust the water temperature from 20°C to 55° by using the knob on the device. A built-in sensor detects changes in water temperature and adjusts the heating power automatically.

Available as  
FLOW E 220-240W 8.8 10.5kW

White

H: 370 mm W: 235 mm D: 94 mm

Multi-point usage

Hot water in seconds

Energy efficient

Fully Electronically controller

Overheat protection

Solar compatible

Digital temperature adjustment

7.5kW / 10.5kW power settings

Multi-function display





**FLOW S**

Every component in Flow S is optimized for performance. There is an unprecedented amount of power in an unthinkable amount of space. It is equipped with three powerful heating elements. So you can set the heating power to three different levels by using the knob on the device. It provides hot water to the shower, kitchen or anywhere you need. With its compact dimensions, Flow S can be installed anywhere. You almost forget it's there.

Available as  
FLOW S 220-240V 9kW

White

H: 370 mm W: 235 mm D: 94 mm

Multi-point usage

Hot water in seconds

Energy efficient

Overheat protection

Three heat settings

**FLOW**

Flow has been engineered to work better, more intuitively and more efficiently. It is equipped with three powerful heating elements. So you can set the heating power to three different levels by using the knob on the device. It provides hot water to the shower, kitchen or anywhere you need. With its compact dimensions, Flow can be installed anywhere. You almost forget it's there.

Available as  
Flow 220-240V 7.5kW

White

H: 370 mm W: 235 mm D: 94 mm

Multi-point usage

Hot water in seconds

Energy efficient

Space saving design

Easy to use

Overheat protection

Three heat settings



V1200

V1200 provides unlimited instant hot water whenever you need. It is simple to install and easy to use. You can set the heating power to three different levels and adjust the water flow by using the knobs on the device. With its compact dimensions, V1200 can be installed anywhere.

Available as  
V1200 220-240V 8kW

White

H: 350 mm W: 250 mm D: 120 mm

Hot water in seconds

Energy efficient

Overheat protection

Three heat settings

# smart heater

veito

veito

CE    IP55  
weatherproof  
[www.veito.com](http://www.veito.com)